




ARCHITECTURAL  
MASONRY UNITS

# FULL SPLIT FACE

ARCHITECTURAL MASONRY UNITS



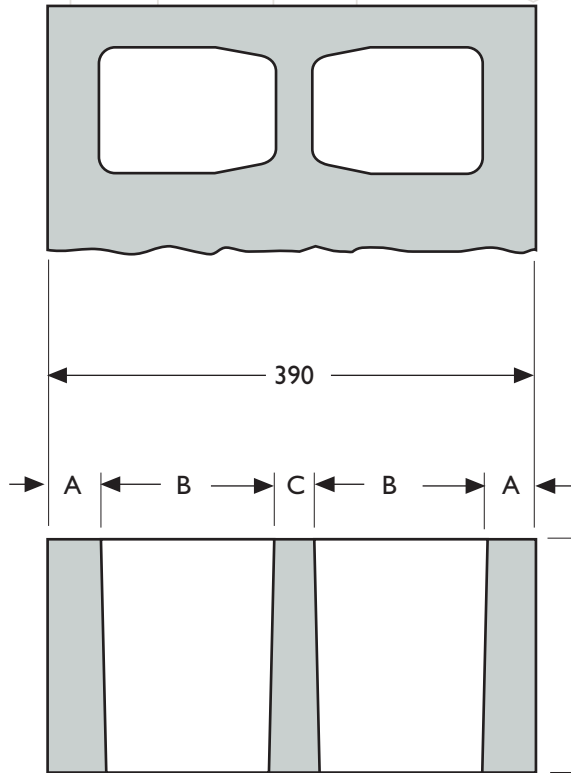
**Expocrete** an Oldcastle® company

# FULL SPLIT FACE

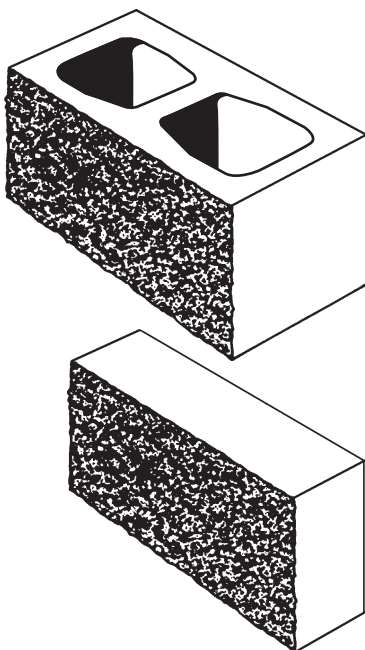
## ARCHITECTURAL MASONRY

Full Split Face provides a solid base for creative expression. Layers, colour changes or added accents shine when combined with Full Split Face.

**Top View**

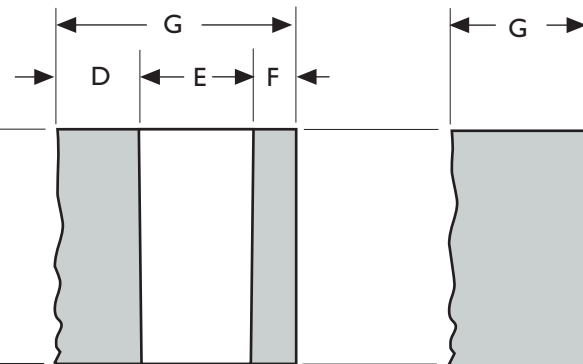


**Side View**



NOMINAL WIDTH (cm)	10	20	25
A		37	50
B		144	127
C		28	36
D		47	51
E		117	160
F		32	35
G	95	196	246

All dimensions in millimeters. Dimensions may vary slightly, please check with your Expocrete Key Account Manager.



**End View**

**90**

NOMINAL WIDTH (cm)	10	20	25
Mass (KG) Normal Weight	15	21	27.5
Mass (KG) Light Weight	11.7	16.3	21
Hollow		•	•
Solid	•		

MANUFACTURED AS			
Stretcher (Plain End)	•	•	•
Corner		•	
L-Corner	•		







ARCHITECTURAL  
MASONRY UNITS

# HALF HIGH SPLIT FACE

ARCHITECTURAL MASONRY UNITS

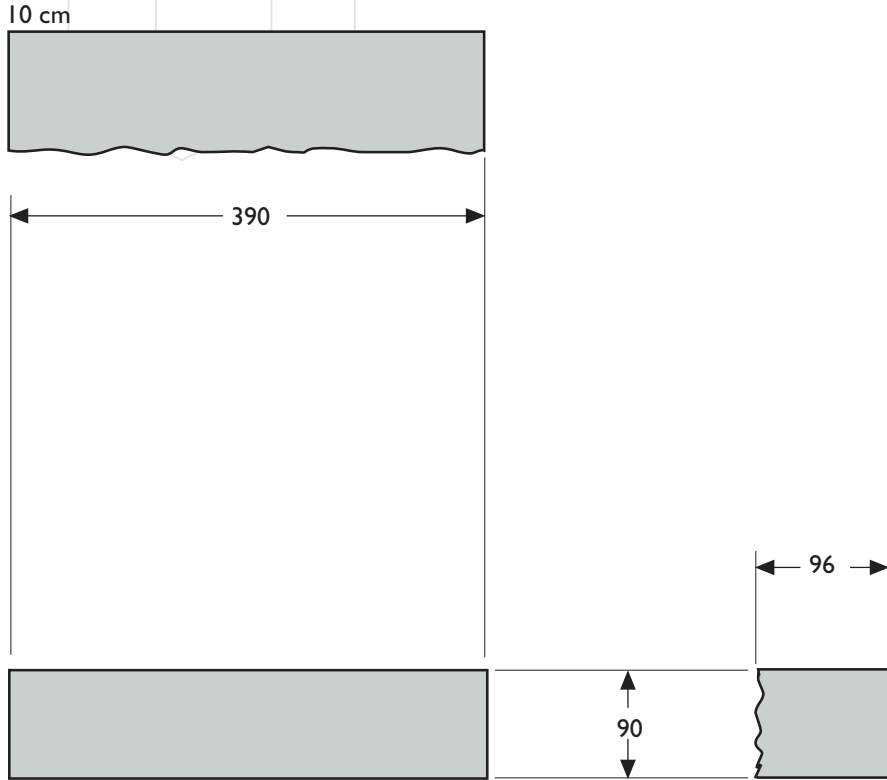


**Expocrete** an Oldcastle® company

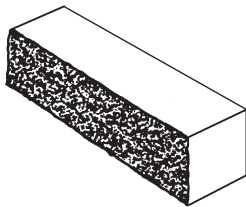
# HALF HIGH SPLIT FACE ARCHITECTURAL MASONRY

Use Half High to create scale and rhythm or combine it with Full Split to achieve a pattern or a multi layered look by adding a functional and aesthetic banding.

Top View



Side View



End View

NOMINAL WIDTH (cm)	10
Mass (KG) Normal Weight	7.4
Mass (KG) Light Weight	5.9
Hollow	
Solid	●

MANUFACTURED AS	
Stretcher (Plain End)	●








ARCHITECTURAL  
MASONRY UNITS

# SPLIT LEDGE

ARCHITECTURAL MASONRY UNITS



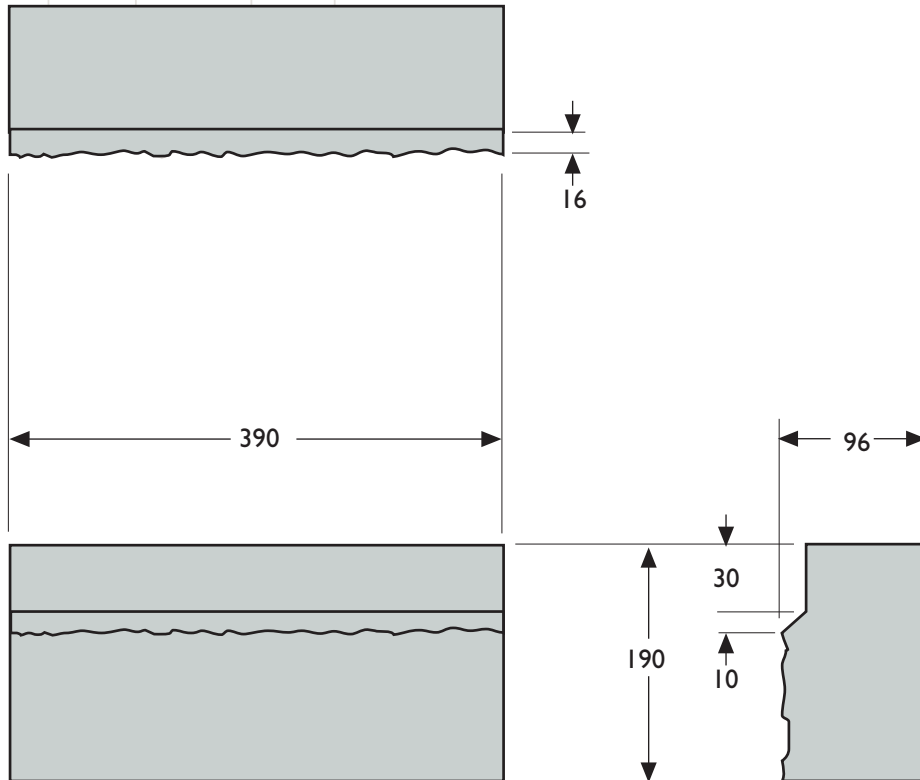
**Expocrete** an Oldcastle® company

# SPLIT LEDGE

## ARCHITECTURAL MASONRY

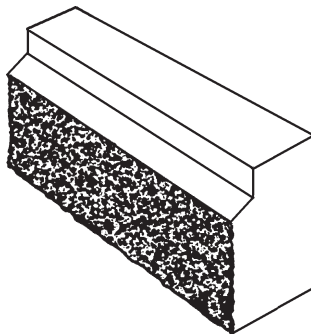
With it's chiselled good looks - Split Face Ledge makes a firm foundation for any block face. Or let it stand on it's own for a layered look.

**Top View**



**Side View**

**End View**



NOMINAL WIDTH (cm)	10
Mass (KG) Normal Weight	14.7
Mass (KG) Light Weight	11.72
Hollow	
Solid	●

MANUFACTURED AS	
Stretcher (Plain End)	●
Corner	
L-Corner	●

10cm Split Ledge Lightweight is available only in natural grey colour.








ARCHITECTURAL  
MASONRY UNITS

# FOUR RIB SPLIT FACE

ARCHITECTURAL MASONRY UNITS

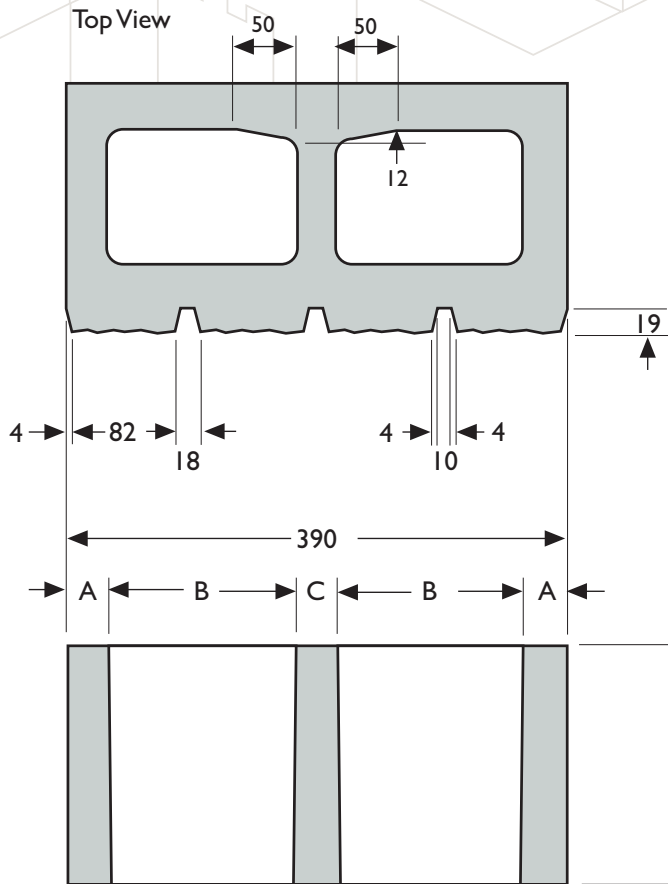


**Expocrete** an Oldcastle® company



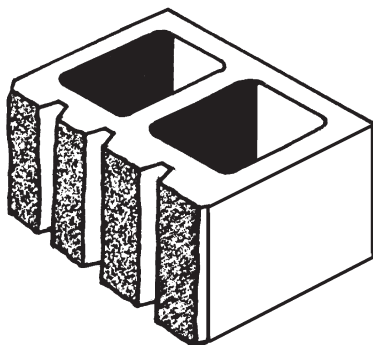
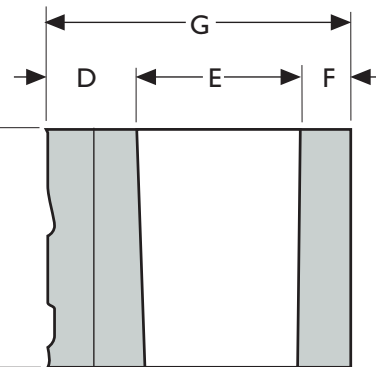
# FOUR RIB SPLIT FACE ARCHITECTURAL MASONRY

Change the ordinary into extraordinary with the rugged relief of this split face ribbed block - accentuate the texture by combining it with a smooth faced block.



NOMINAL WIDTH (cm)	10	20	25
A	28	37	50
B	153	144	127
C	28	28	36
D	46	47	51
E	23	117	160
F	27	32	35
G	96	196	246

All dimensions in millimeters. Dimensions may vary slightly, please check with your Expocrete Key Account Manager.



NOMINAL WIDTH (cm)	10	20	25
Mass (KG) Normal Weight	15.9	20.1	24.9
Mass (KG) Light Weight	10.4	18.3	21
Hollow		•	•
Solid	•		

MANUFACTURED AS			
D.E. Stretcher	•	•	•
Half			
K.O. Bond Beam			
Return	•	•	








ARCHITECTURAL  
MASONRY UNITS

# SINGLE SCORE

ARCHITECTURAL MASONRY UNITS

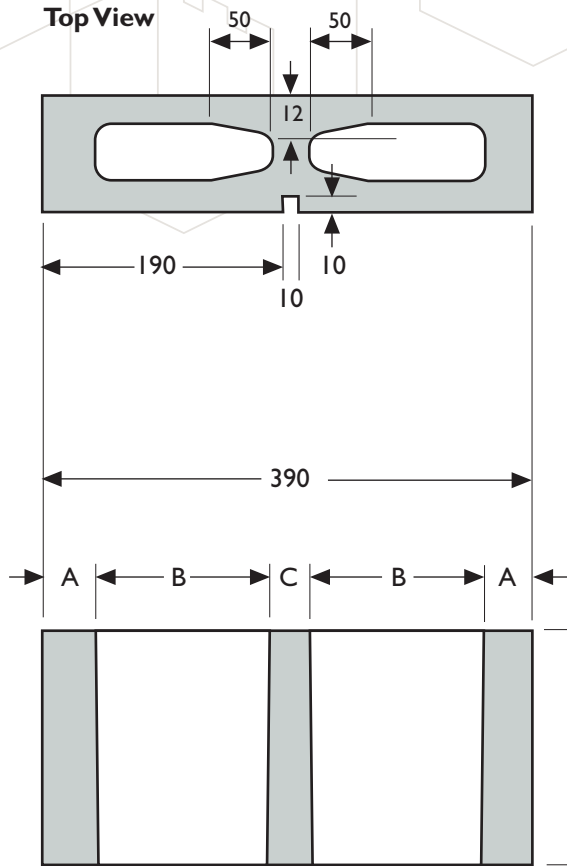


**Expocrete** an Oldcastle® company

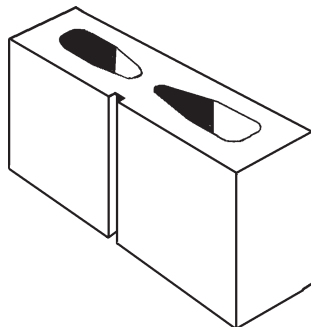
# SINGLE SCORE

## ARCHITECTURAL MASONRY

This simple bold style can be the keystone to set your creativity free. Combine colours and other textures to capture the essence of Single Score.

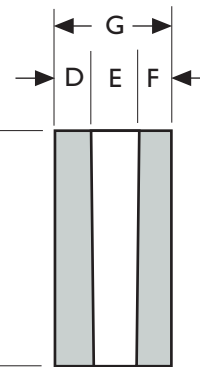


**Side View**



NOMINAL WIDTH (cm)	10
A	35
B	147
C	26
D	26
E	38
F	26
G	90

All dimensions in millimeters. Dimensions may vary slightly, please check with your Expocrete Key Account Manager.



**End View**

NOMINAL WIDTH (cm)	10
Mass (KG) Normal Weight	11.9
Mass (KG) Light Weight	8.6
Hollow	
Solid	•

MANUFACTURED AS	
Stretcher (Plain End)	•





# THREE SCORE

ARCHITECTURAL MASONRY UNITS

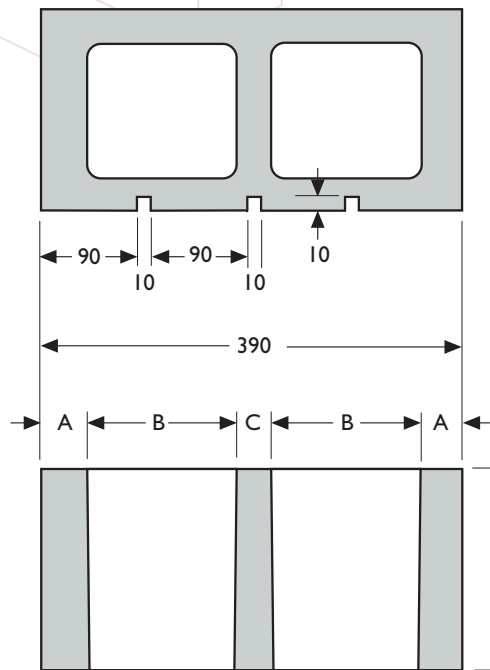


# THREE SCORE

ARCHITECTURAL MASONRY

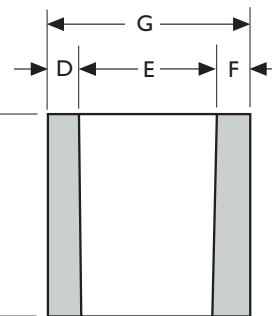
Build rhythm and pattern with this geometric block style or combine it to accentuate long walls to give them more visual height.

**Top View**

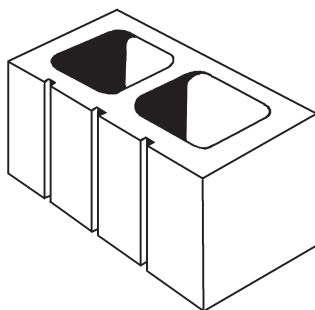


**Side View**

NOMINAL WIDTH	200
A	48
B	134
C	26
D	32
E	126
F	32
G	190



**End View**



UNIT DATA	
Nominal Width (MM)	20
Mass (KG) Normal Weight	17.3
Mass (KG) Light Weight	13.6
Hollow	●

MANUFACTURED AS	20
Stretcher	●

Note: 200 mm Three Score is available only in natural grey colour.





ARCHITECTURAL  
MASONRY UNITS

# TERRAZZO BLOCK

BURNISHED ARCHITECTURAL MASONRY UNIT



**Expocrete** an Oldcastle® company



# TERRAZZO BLOCK

BURNISHED MASONRY UNIT

Use Terrazzo to add polish and sparkle to both interior spaces and exterior faces. It's burnished finish not only provides a durable barrier to moisture, but also a beautiful unique finish.



**Grigio Naturale**



**Granito**



**Pietra Antica**



**Lucidare**



**Palomino**

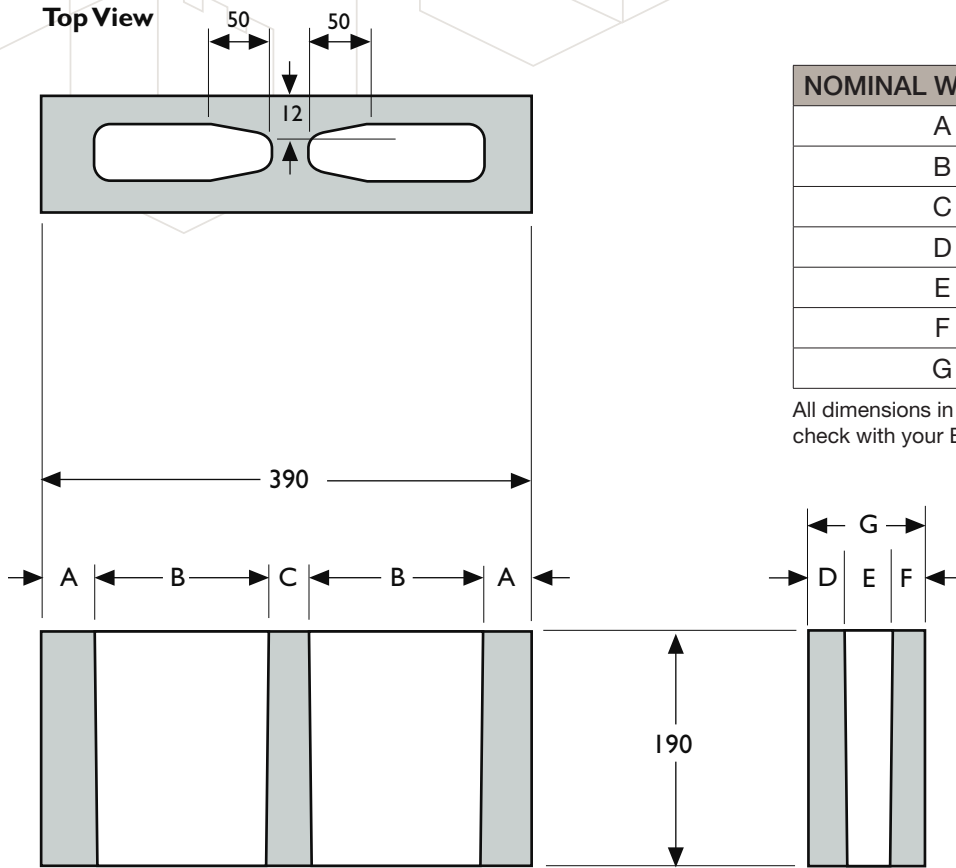


**Mocha**

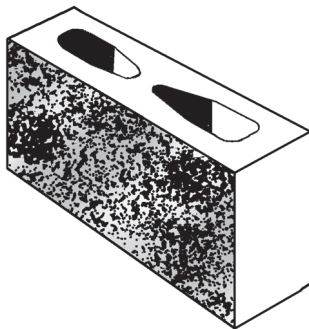


# TERRAZZO BLOCK

## BURNISHED MASONRY UNIT



**Side View**



NOMINAL WIDTH (cm)	10	15	20
A	35	35	35
B	147	147	147
C	26	26	26
D	24	27	30
E	38	82	126
F	26	29	32
G	88	138	188

All dimensions in millimeters. Dimensions may vary slightly, please check with your Expocrete Key Account Manager.

**End View**

UNIT DATA			
NOMINAL WIDTH (cm)	10	15	20
Mass (KG) Normal Weight	13.1	15.7	16.2
Hollow	•	•	•

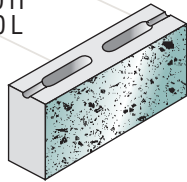
MANUFACTURED AS	10	15	20
Standard	•	•	•
Half High	•		
Half	•	•	•
Return Corner		•	•
Half Return Corner	•	•	•
L-Corner	•		

# TERRAZZO BLOCK AVAILABILITY

Available in metric sizes only.  
Width of units may vary by +/- 2.0mm.

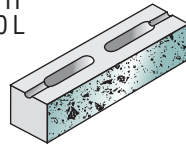
## Standard (One face only): 10 cm

88 W  
190 H  
390 L



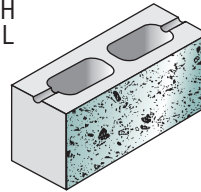
## 10 cm Half High

88 W  
90 H  
390 L



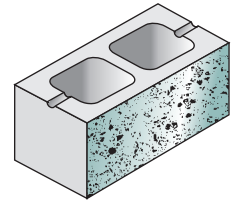
## 15 cm

138 W  
190 H  
390 L



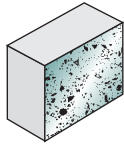
## 20 cm

188 W  
190 H  
390 L



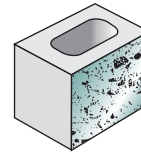
## Half (One face only): 10 cm

88 W  
190 H  
190 L



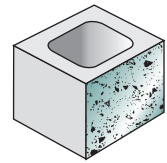
## 15 cm

138 W  
190 H  
190 L



## 20 cm

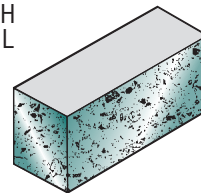
188 W  
190 H  
190 L



## Return Corner (One face and one end only):

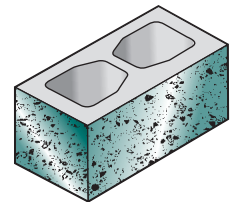
### 15 cm

138 W  
190 H  
390 L




### 20 cm

188 W  
190 H  
390 L



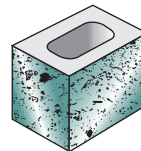
## Half Return Corner (One face and one end only): 10 cm

88 W  
190 H  
190 L



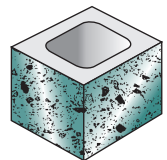
### 15 cm

138 W  
190 H  
190 L



### 20 cm

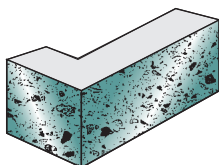
188 W  
190 H  
190 L



## L-Corner (One face and L-Corner end only):

### 10 cm

88 W  
190 H  
390 L





# TERRAZZO BLOCK TECHNICAL DATA

## MANUFACTURE

Terrazzo Block by Expocrete, with its burnished face meets or exceeds the current CSA A165.1-04M Standard for Concrete Masonry Units and does not contain visible coal or ironstone particles. Terrazzo Block is manufactured with an approved integral water repellent admixture used in accordance with the manufacturer's specifications. The ground faces of the masonry units are sound and free of cracks or other defects that would impair the strength or permanence of the construction or interfere with the placing of the unit, in accordance with the CSA A371 Standard.

## SAMPLE PANELS

Pre-construction job site panels, a minimum size of 1200mm x 1200mm or 4' x 4', should be constructed to establish specified product, mortar colour and installation acceptance.

## HANDLING and CHIPPAGE

While burnished faced units are to be handled with extreme care at all times it should be recognized that minor chipping, of not more than 3 mm in size, can be incidental to the usual methods of manufacturing, delivery and handling and shall not be considered defects. In addition, when viewed under diffused lighting from a distance of 6.0 metres, not more than 5% of a shipment has small chips larger than 3 millimetres in size.

## CONSTRUCTION

Cavity wall construction is recommended for exterior above grade walls, with proper flashing, venting and weep holes. The exterior mortar mix should contain an approved water repellent additive, following the manufacturer's instructions, and be tucked and tooled in a concave shape. When sawing block, it is recommended to use a dry cut diamond blade. Do not use wet saw cuts.

## CLEANING

Cleaning during construction of the walls requires the use of clean medium hard bristle brushes, cotton rags or burlap squares to remove the green mortar residue. Do not use abrasives or acids. For a final cleaning use a detergent masonry cleaner strictly following the manufacturer's instructions, including a thorough rinsing.

## GLOSS COATINGS

To accent and protect the natural beauty of the burnished face exposed aggregate, a job site applied acrylic semi-gloss or gloss coating is recommended after the final wall cleaning has been approved. The coating is specified in Section 09900 and is supplied and applied by painters.

## JOB SITE PROTECTION

Finished walls should be protected from construction stains and trade damage by the use of plastic covering and where exterior corners are exposed plywood covering should be used.

## LOCAL TECHNICAL ASSISTANCE

For additional assistance please contact your local Expocrete Key Account manager or visit [www.expocrete.com](http://www.expocrete.com)

